



Tri-Pack Films Limited



Celebrating Partnerships

Quarterly Report
March, 2018

Contents

- 02** Company Information
- 03** Directors' Review
- 04** Condensed Interim Balance Sheet (Unaudited)
- 05** Condensed Interim Profit and Loss Account (Unaudited)
- 06** Condensed Interim Statement of Changes in Equity (Unaudited)
- 07** Condensed Interim Cash Flow Statement (Unaudited)
- 08** Notes to and Forming Part of the Condensed Interim
Financial Information (Unaudited)
- 14** Directors' Review (Urdu Version)

Company Information

BOARD OF DIRECTORS

Syed Babar Ali (Chairman)
Syed Hyder Ali*
Mr. Kimihide Ando
Mr. Khurram Raza Bakhtayari
Mr. Yukio Hayasawa
Syed Aslam Mehdi
Mr. Asif Qadir

CHIEF EXECUTIVE OFFICER

Mr. Nasir Jamal

AUDIT COMMITTEE

Mr. Asif Qadir (Chairman)
Mr. Kimihide Ando*
Mr. Khurram Raza Bakhtayari
Mr. Yukio Hayasawa

EXECUTIVE COMMITTEE

Mr. Kimihide Ando (Chairman)
Syed Hyder Ali*
Mr. Khurram Raza Bakhtayari
Syed Aslam Mehdi

HUMAN RESOURCE AND REMUNERATION COMMITTEE

Mr. Asif Qadir (Chairman)
Mr. Kimihide Ando*
Mr. Khurram Raza Bakhtayari
Syed Aslam Mehdi

HEAD OF FINANCE

Mr. Shafiq Afzal Khan

COMPANY SECRETARY

Mr. Adi J. Cawasji

AUDITORS AND TAX ADVISOR

A. F. Ferguson & Co.
Chartered Accountants

LEGAL ADVISOR

Sattar & Sattar
Khan & Paracha

SHARES REGISTRAR

FAMCO Associates (Pvt.) Ltd 8-F,
Next to Hotel Faran, Nursery, Block 6,
P.E.C.H.S., Shahrah-e-Faisal,
Karachi - 75400
Tel : (021) 34380101-2
Fax : (021) 34380106

WEBSITE

www.tripack.com.pk

REGISTERED OFFICE

4th Floor, The Forum,
Suite No. 416-422, G-20,
Block No. 9, Clifton,
Khayaban-e-Jami,
Karachi - 75600, Pakistan.
Tel: (021) 35874047-49
(021) 35831618
Fax: (021) 35860251

BANKERS

Al-Baraka Bank (Pakistan) Limited
Allied Bank Limited
Askari Bank Limited
Bank Alfalah Limited
Bank AL Habib Limited
BankIslami Pakistan Limited
Dubai Islamic Bank (Pakistan) Limited
Faysal Bank Limited
Habib Bank Limited
Habib Metropolitan Bank Limited
MCB Bank Limited
Meezan Bank Limited
Standard Chartered Bank (Pakistan) Limited
The Bank of Tokyo - Mitsubishi UFJ, Ltd
United Bank Limited

REGIONAL SALES & HEAD OFFICE

House No. 18, Sir Abdullah Haroon Road,
Near Marriott Hotel, Karachi.
Tel: (021) 35224336-37
Fax: (021) 35224338

WORKS

Plot No. G-1 to G-4,
North Western Industrial Zone,
Port Qasim Authority, Karachi.
Tel : (021) 34720247-48
Fax : (021) 34720245

WORKS & REGIONAL SALES OFFICE

Plot No. 78/1, Phase IV,
Hattar Industrial Estate, Hattar,
Khyber Pakhtunkhwa,
Tel: (0995) 617406-7
Fax: (0995) 617054

REGIONAL SALES OFFICE

Plot No. 5 FC, C,
Maratib Ali Road,
Gulberg II, Lahore.
Tel: (042) 35716068-70
Fax: (042) 35716071

* In alphabetical order by surname

Directors' Review

For the quarter ended March 31, 2018

The Directors are pleased to present their review report together with the un-audited condensed interim financial information on the Company for the three months ended March 31, 2018.

The Company remained committed to the Safety, Health and Environment (SHE) policies and procedures.

	Quarter ended March 31	
	2018	2017
Sales Volume (M. Tonnes)	12,644	12,162
Revenue (Rs M)	3,118	2,889
Profit before tax (Rs M)	90	232
Profit after tax (Rs M)	73	183
Earnings per share (Rs)	1.89	4.72

Local Volumes were higher by 4% compared to same period last year on account of higher off take. Exports remained low due to depressed margins in the international market. Net revenue at Rs 3.1 billion was higher by 8%.

Margins remained under pressure on account of higher raw material prices by 17% as compared to same period last year. Abrupt increase and high volatility in raw material prices and exchange rates resulted in lower margins as these effects are recovered after a gap of thirty to forty five days. In addition, continuous shutdown of gas supply on Sundays resulted in higher manufacturing costs.

Administrative expenses were lower by 11% compared to same period last year whereas Distribution expenses were higher by 9% mainly due to higher fuel prices and higher dispatches.

Finance cost for the quarter was higher by 32% on account of exchange loss of Rs 13million viz a viz depreciation of Pak Rupee against major currencies, increased working capital requirements on account of impact of sight terms to minimize losses on account of Pak Rupee depreciation and rise in policy rate by the State Bank of Pakistan.

Profit before tax for the quarter ended at Rs 90 million was 61% lower compared to corresponding period last year. Profit after tax for the three months ended was Rs 73 million compared to Rs 183 million in the corresponding period last year.

Future Outlook

The market is expected to remain slow affecting demand and recovery. Moreover pressure on exchange rate is expected to continue.

Gas shortage is a major concern affecting production and cost. We are continuously engaged with the supply company to reduce this impact along with other mitigating measures.

We remain grateful to all our stakeholders for their continued support and expect a better Q2.



Nasir Jamal
Chief Executive Officer

Karachi, April 24, 2018

Condensed Interim Balance Sheet

as at March 31, 2018

		(Unaudited) March 31	(Audited) December 31
	Note	2018	2017
(Rupees in thousand)			
ASSETS			
NON CURRENT ASSETS			
Property, plant and equipment	4	6,122,726	6,174,706
Intangibles		3,941	4,330
Long term deposits		4,466	4,299
		6,131,133	6,183,335
CURRENT ASSETS			
Stores and spares		412,086	399,846
Stock-in-trade		2,482,195	1,454,257
Trade debts - net		1,841,216	1,653,372
Advances and prepayments		139,029	98,112
Other receivables		136,027	112,346
Refunds due from government- sales tax		200,155	32,762
Income tax - net		1,165,484	1,055,560
Cash and bank balances		129,765	205,024
		6,505,957	5,011,279
		12,637,090	11,194,614
TOTAL ASSETS			
EQUITY AND LIABILITIES			
SHARE CAPITAL AND RESERVES			
Share Capital		388,000	388,000
Share premium		999,107	999,107
Revenue reserves		2,640,565	2,567,362
		4,027,672	3,954,469
LIABILITIES			
NON-CURRENT LIABILITIES			
Long term finances		1,230,701	1,424,024
Deferred taxation		275,479	264,936
Accumulated compensated absences		34,138	34,160
		1,540,318	1,723,120
CURRENT LIABILITIES			
Trade and other payables	5	1,975,430	1,663,747
Accrued mark-up		70,870	60,019
Short term borrowings	6	3,902,416	2,569,012
Current portion of long term finances		1,120,384	1,224,247
		7,069,100	5,517,025
		8,609,418	7,240,145
TOTAL LIABILITIES			
CONTINGENCIES AND COMMITMENTS			
	7		
		12,637,090	11,194,614

The annexed notes 1 to 16 form an integral part of these condensed interim financial information.



Nasir Jamal
Chief Executive Officer



Kimihide Ando
Director



Shafiq Afzal Khan
Chief Financial Officer

Condensed Interim Profit & Loss Account

for the Quarter Ended March 31, 2018 - (Unaudited)

	Note	Quarter Ended March 31	
		2018	2017
(Rupees in thousand)			
Revenue	8	3,117,639	2,888,643
Cost of sales		(2,771,391)	(2,411,820)
Gross profit		346,248	476,823
Distribution costs		(88,372)	(80,948)
Administrative expenses		(71,853)	(80,504)
		(160,225)	(161,452)
Operating profit		186,023	315,371
Other income		11,312	10,622
		197,335	325,993
Other expenses		(6,740)	(16,900)
Finance cost		(100,940)	(76,656)
		(107,680)	(93,556)
Profit before income tax		89,655	232,437
Income tax	9	(16,452)	(49,313)
Profit for the period		73,203	183,124
Earnings per share - basic and diluted (Rupees)	10	1.89	4.72

There are no other comprehensive income items during this period.

The annexed notes 1 to 16 form an integral part of these condensed interim financial information.



Nasir Jamal
Chief Executive Officer



Kimihide Ando
Director



Shafiq Afzal Khan
Chief Financial Officer

Condensed Interim Statement of Changes in Equity

for the Quarter Ended March 31, 2018 - (Unaudited)

	Reserves					Total
	Issued, subscribed and paid up share capital	Capital		Revenue		
		Share Premium	General reserve	Unappro- priated profit	Total reserve	
(Rupees in thousand)						
Balance as at January 1, 2017	388,000	999,107	1,605,000	808,711	3,412,818	3,800,818
Total comprehensive income for the quarter ended March 31, 2017						
- Profit after taxation for the quarter ended March 31, 2017	-	-	-	183,124	183,124	183,124
- Other comprehensive income for the quarter ended March 31, 2017	-	-	-	-	-	-
	-	-	-	183,124	183,124	183,124
Balance as at March 31, 2017	<u>388,000</u>	<u>999,107</u>	<u>1,605,000</u>	<u>991,835</u>	<u>3,595,942</u>	<u>3,983,942</u>
Balance as at January 1, 2018	388,000	999,107	1,605,000	962,362	3,566,469	3,954,469
Total comprehensive income for the quarter ended March 31, 2018						
- Profit after taxation for the quarter ended March 31, 2018	-	-	-	73,203	73,203	73,203
- Other comprehensive income for the quarter ended March 31, 2018	-	-	-	-	-	-
	-	-	-	73,203	73,203	73,203
Balance as at March 31, 2018	<u>388,000</u>	<u>999,107</u>	<u>1,605,000</u>	<u>1,035,565</u>	<u>3,639,672</u>	<u>4,027,672</u>



Nasir Jamal
Chief Executive Officer



Kimihide Ando
Director



Shafiq Afzal Khan
Chief Financial Officer

Condensed Interim Cash Flow Statement

for the Quarter Ended March 31, 2018 - (Unaudited)

	Note	Quarter Ended March 31	
		2018	2017
		(Rupees in thousand)	
Cash flows from operating activities			
Cash generated from / (used in) operations	12	(793,835)	1,004,299
Payment on account of accumulated compensated absences		(2,272)	(3,923)
Increase in long term deposits		(167)	(606)
Staff retirement benefits paid		(16,157)	(11,784)
Income taxes paid		(115,833)	(8,312)
Net cash (used in) / generated from operating activities		(928,264)	979,674
Cash flows from investing activities			
Purchase of property, plant and equipment		(105,969)	(113,686)
Purchase of intangible assets		(348)	(1,522)
Profit received on bank balances		161	503
Sale proceeds on disposal of operating fixed assets		892	790
Net cash used in investing activities		(105,264)	(113,915)
Cash flows from financing activities			
Long term finances paid		(297,186)	(193,322)
Short term financing - net		1,150,000	(400,000)
Finance cost paid		(76,865)	(58,276)
Dividend paid		(1,084)	(727)
Net cash generated from / (used in) financing activities		774,865	(652,325)
Net (decrease) / increase in cash and cash equivalents		(258,663)	213,434
Cash and cash equivalents at the beginning of the period		(221,988)	64,816
Cash and cash equivalents at the end of the period	13	(480,651)	278,250

The annexed notes 1 to 16 form an integral part of these condensed interim financial information.



Nasir Jamal
Chief Executive Officer



Kimihide Ando
Director



Shafiq Afzal Khan
Chief Financial Officer

Notes to and Forming Part of the Condensed Interim Financial Information

for the Quarter Ended March 31, 2018 - (Unaudited)

1. THE COMPANY AND ITS OPERATIONS

Tri-Pack Films Limited (the Company) was incorporated in Pakistan on April 29, 1993 as a public limited company under the Companies Ordinance, 1984 (the Ordinance) and is listed on the Pakistan Stock Exchange (PSX). It is principally engaged in the manufacturing and sale of Biaxially Oriented Polypropylene (BOPP) film and Cast Polypropylene (CPP) film. The registered office of the Company is situated at 4th floor, the Forum, Suite #. 416 to 422, G-20, Block-9, Khayaban-e-Jami, Clifton, Karachi.

2. BASIS OF PREPARATION

This condensed interim financial information of the Company for the quarter ended March 31, 2018 has been prepared in accordance with the requirements of the International Accounting Standard 34 - "Interim Financial Reporting" and provisions of and directives issued under the Act. In case where requirements differ, the provisions of or directives issued under the Act have been followed.

This condensed interim financial information does not include all the information required for full financial statements and should be read in conjunction with the annual financial statements as at and for the year ended December 31, 2017.

The accounting policies and methods of computation adopted for the preparation of this condensed interim financial information are the same as those applied in the preparation of the annual financial statements of the Company for the year ended December 31, 2017.

Further contractual borrowings are not part of cash and cash equivalents and are part of financing activities.

2.1 Changes in accounting standards, interpretations and pronouncements

Standards, interpretations and amendments to published approved accounting standards that are effective and relevant

IAS 7, 'Cashflow statements' - This amendment requires disclosure to explain changes in liabilities for which cashflows have been, or will be classified as financing activities in the statement of cashflows. The amendment is part of the IASB's disclosure initiative. In the first year of adoption, comparative information need not be provided.

3. ACCOUNTING ESTIMATES, JUDGEMENTS AND FINANCIAL RISK MANAGEMENT

The preparation of this condensed interim financial information requires management to make estimates, assumptions and use judgements that affect the application of policies and reported amounts of assets and liabilities and income and expenses. Estimates, assumptions and judgements are continually evaluated and are based on historical experience and other factors, including reasonable expectations of future events. Revisions of accounting estimates are recognised prospectively commencing for period of revision.

Judgements and estimates made by the management in the preparation of this condensed interim financial information are the same as those that were applied to financial statements as at and for the year ended December 31, 2017.

The Company's financial risk management objectives and policies are consistent with those disclosed in the financial statements as at and for the year ended December 31, 2017.

4. PROPERTY, PLANT AND EQUIPMENT

		(Unaudited) March 31	(Audited) December 31
	Note	2018	2017
(Rupees in thousand)			
Operating fixed assets	4.1	5,797,633	5,924,129
Capital work in progress		305,168	230,483
Major spare parts and stand-by equipment		19,925	20,094
		6,122,726	6,174,706

4.1 Additions and disposals to operating fixed assets, major spare parts and stand by equipment during the period are as follows:

	Additions/Transfer from CWIP (at cost) Quarter Ended		Disposals/Transfer (at net book value) Quarter Ended	
	March 31 2018	March 31 2017	March 31 2018	March 31 2017
(Rupees in thousand)				
Plant and machinery	25,814	90,558	-	-
Furniture and fittings	3,149	2,798	104	-
Office and other equipment	2,490	3,059	92	-
Vehicle	-	-	-	790
Major spare parts	1,056	-	1,226	9,050
	32,509	96,415	1,422	9,840

5. TRADE AND OTHER PAYABLES

5.1 This includes Rs 666.48 million (December 31, 2017: Rs 627.48 million) in respect of Gas Infrastructure Development Cess (GIDC) which has not been paid as stay order has been obtained by the Company in the Honourable High Courts of Sindh and Peshawar against demand and collection under GIDC Act 2015.

5.2 This includes amount in respect of Cess for special maintenance and development of infrastructure which was initially levied under the Sindh Finance Act, 1994 and was superseded last year by a new act promulgated by the Sindh Assembly under the name "The Sindh Development and Maintenance of Infrastructure Cess Act, 2017". Provision in this respect amounts to Rs 105.07 million (2017: Rs 87.04 million) which has not been paid as stay order obtained by the Company in the Honourable High Court of Sindh.

		(Unaudited) March 31	(Audited) December 31
	Note	2018	2017
(Rupees in thousand)			
Secured			
Short term running finance	6.2	610,416	427,012
Short term money market loans	6.3	3,292,000	2,142,000
		3,902,416	2,569,012

6.1 Following are the changes in the short-term money market loans (ie. for which cash flows have been classified as financing activities in the statement of cash flows:

Balance as at January 01	2,142,000	400,000
Disbursements during the period	3,092,000	4,926,200
Repayment	(1,942,000)	(3,184,200)
	3,292,000	2,142,000

- 6.2 Short-term running finances have been obtained under mark-up arrangements from commercial banks payable on various maturity dates up to January 31, 2019. These facilities are secured by joint hypothecation by way of first floating charge over current assets including but not limited to stores and spares, stock in trade and trade debts. Rate of mark-up applicable to these facilities ranges between 6.27% to 7.03% (2017: 6.09% to 6.81%).
- 6.3 Short-term money market loans have been arranged as a sub-limit of the running finance facility. Rate of mark-up applicable to these facilities ranged between 6.16% to 6.46% (2017: 6.08% to 6.57%) per annum. These facilities are available for a maximum period of one year from the date of agreement with the latest facility expiring on January 31, 2019.
- 6.4 Total facilities available under mark-up arrangements aggregated Rs 7.10 billion (December 31, 2017: Rs 7.10 billion) out of which the amount unavailed at the period end was Rs 3.2 billion (December 31, 2017: Rs 4.53 billion). Running finance facility amounting to Rs. 1.40 billion (December 31, 2017: 1.40 billion) is sub-limit of letter of credit.

7. CONTINGENCIES AND COMMITMENTS

	(Unaudited) March 31	(Audited) December 31
	2018	2017
	(Rupees in thousand)	
Contingencies		
Guarantees issued by banks on behalf of the Company	354,895	354,605
Commitments		
For Purchase of raw materials and spares	648,276	757,189
For capital expenditure	118,745	118,310

- 7.1 Aggregate commitments in respect of ljarah arrangements of motor vehicles amounted to Rs 20.6 million (December 31, 2017: Rs 25.5 million)
- 7.2 The facilities for opening of letter of credits and for guarantees as at March 31, 2018 amount to Rs 10.77 billion (December 31, 2017: Rs 10.77 billion) and Rs 1.08 billion (December 31, 2017: Rs 1.08 billion), of which the amount remaining unutilised was of Rs 9.55 billion (December 31, 2017: Rs 9.75 billion) and Rs 720.2 million (December 31, 2017: Rs 720.4 million) respectively. Letter of guarantee is sub-limit of running finance except for Rs. 50 million (December 31, 2017: Rs 50 million) which is sub-limit of letter of credit.
- 7.3 There has been no change in the status of contingencies reported in the financial statements for the year ended December 31, 2017.

	(Unaudited) Quarter Ended March 31	
	2018	2017
	(Rupees in thousand)	
8. REVENUE		
Sale of goods less returns:		
- Local	3,700,805	3,431,104
Less: Sales tax	(536,113)	(503,316)
Discounts	(114,229)	(82,804)
	3,050,463	2,844,984
- Export	67,176	43,659
	3,117,639	2,888,643

9. TAXATION

- 9.1 Income tax expense is recognised based on management's estimate of the weighted average effective annual income tax rate expected for the full financial year.

10. EARNINGS PER SHARE- BASIC AND DILUTED

	(Unaudited) Quarter Ended March 31	
	2018	2017
	(Rupees in thousand)	
Profit after taxation attributable to ordinary shareholders	73,203	183,124
	Number of Shares	
Weighted average number of ordinary shares outstanding at the end of the period	38,800	38,800
	(Rupees)	
Earnings per share - basic and diluted	1.89	4.72

- 10.1 There were no convertible dilutive potential ordinary shares outstanding on March 31, 2018 and 2017.

11. TRANSACTIONS WITH RELATED PARTIES

The related parties comprise related group companies, staff retirement benefit funds, directors, key management personnel and close members of the family of directors and key management personnel. The Company in the normal course of business carries out transactions with various related parties.

Transactions with related parties are as follows:

		(Unaudited) Quarter Ended March 31	
Nature of transaction	Nature of relationship	2018	2017
		(Rupees in thousand)	
Purchase of goods and services	Associated undertaking	138,048	113,487
Sale of goods	Associated undertaking	383,270	277,601
Contributions to staff retirement benefit funds	Retirement benefit funds	15,625	15,127
Salaries and other short term employees' benefits	Key management personnel	22,195	33,853

12. CASH GENERATED FROM/(USED IN) OPERATIONS

	(Unaudited) Quarter Ended March 31	
	2018	2017
	(Rupees in thousand)	
Profit before income tax	89,655	232,437
Adjustment for non-cash charges and other items:		
Depreciation	157,753	149,263
Amortisation expense	737	2,120
Finance cost	87,716	71,082
Exchange loss - unrealised	4,654	5,894
Profit on bank balances	(161)	(503)
Provision for accumulated compensated absences - net	2,250	1,501
Provision for staff retirement benefits	17,625	15,127
Gain on disposal of operating fixed assets	(696)	-
Working capital changes – note 12.1	(1,153,368)	527,378
	<u>(793,835)</u>	<u>1,004,299</u>

12.1 Working capital changes

	(Unaudited) Quarter Ended March 31	
	2018	2017
	(Rupees in thousand)	
(Increase) / decrease in current assets:		
Stores and spares	(12,240)	(10,063)
Stock-in-trade	(1,027,938)	(187,214)
Trade debts	(187,844)	(5,909)
Refund due from Government-Sales tax	(167,393)	-
Advances and prepayments	(40,917)	(70,349)
Other receivables	(23,681)	(11,575)
	<u>(1,460,013)</u>	<u>(285,110)</u>
Increase/(decrease) in trade and other payables	306,645	812,488
	<u>(1,153,368)</u>	<u>527,378</u>

13. CASH AND CASH EQUIVALENTS

Cash and bank balances		129,765	278,250
Short term running finance	6.2	(610,416)	-
		<u>(480,651)</u>	<u>278,250</u>

14. PLANT CAPACITY AND ACTUAL PRODUCTION

(Unaudited)
Quarter Ended March 31

	2018	2017
	(Rupees in thousand)	
Operational capacity available during the period	20,950	20,950
Production	12,889	12,150

15. SUBSEQUENT EVENTS

The shareholders of the Company in their Annual General Meeting held on 20th April 2018 approved a final dividend for the year ended December 31, 2017 of Rs 10 per share amounting to Rs 388 million (2016: 388 million). These condensed interim financial information do not recognize the approved dividend as a reduction from unappropriated profit.

16. DATE OF AUTHORISATION FOR ISSUE

These condensed interim financial information were authorised for issue on April 24, 2018 by the Board of Directors of the Company.



Nasir Jamal
Chief Executive Officer



Kimihide Ando
Director



Shafiq Afzal Khan
Chief Financial Officer

ڈائریکٹرز کا جائزہ

برائے سہ ماہی مئی 31 مارچ 2018

ڈائریکٹرز ہمسرت اپنی جائزہ رپورٹ مع کمپنی کی غیر آڈٹ شدہ عبوری مالیاتی معلومات کا خلاصہ برائے سہ ماہی مئی 31 مارچ 2018 پیش کرتے ہیں۔ کمپنی نے اس سہ ماہی میں بھی حفاظت، صحت اور ماحولیات کے تقاضوں کی تکمیل کی۔

مختتمہ سہ ماہی 31 مارچ 2018

2017	2018
12,162	12,644
2,889	3,118
232	90
183	73
4.72	1.89

فروخت کا حجم (میٹرک ٹن میں)

فروخت سے حاصل ہونے والی خالص آمدنی (ملین روپے)

منافع قبل از ٹیکس (ملین روپے)

منافع بعد از ٹیکس (ملین روپے)

منافع فی حصہ (روپے)

مقامی فروخت کا حجم گزشتہ سال کی اسی مدت کے مقابلے میں 4% زیادہ رہا۔ جو مقامی مارکیٹ میں اضافی طلب کے سبب تھا بین الاقوامی مارکیٹ میں قیمتوں میں کمی کے سبب خام منافع میں کمی کے باعث برآمدات میں کمی واقع ہوئی۔ تاہم فروخت سے حاصل ہونے والی خالص آمدنی 8% کے اضافہ کے ساتھ 3.1 ملین روپے رہی۔

خام مال کی قیمتوں میں گزشتہ سال کے اسی مدت کے مقابلے میں 17% اضافہ ہونے کے سبب خام منافع پر دباؤ رہا۔ خام مال کی قیمتوں میں اتار چڑھاؤ اور زر مبادلہ کی شرح میں تبدیلی کے نتیجے میں خام منافع میں مزید کمی ہوئی کیونکہ ان کے اثرات 30 سے 45 روز کے وقفے کے بعد بحال ہوتے ہیں۔ اس کے علاوہ ہر اتوار کو گیس کی مسلسل بندش سے بھی پیداواری لاگت میں اضافہ ہوا۔

انتظامی اخراجات، گزشتہ سال کی اسی مدت کے مقابلے میں 11% کم ہوئے جب کہ تقسیم کاری کے اخراجات میں 9% اضافہ ہوا جو کہ تیل کی قیمتیں بڑھنے اور ترسیلات میں اضافہ کے سبب ہوا۔

اس سہ ماہی میں مالیاتی لاگت میں 32% اضافہ ہوا جو کہ زر مبادلہ کے 13 ملین روپے کے نقصان اور پاکستانی روپے کی قدر میں کمی کے علاوہ اسٹیٹ بینک آف پاکستان کی جانب سے شرح سود میں اضافہ ہے۔

مختتمہ سہ ماہی میں قبل از ٹیکس منافع 90 ملین روپے رہا جو گزشتہ سال کے اسی مدت کے مقابلے میں 61% کم ہے۔ مختتمہ تین ماہ میں بعد از ٹیکس منافع 73 ملین روپے تھا جب کہ گزشتہ سال اسی مدت میں 183 ملین روپے تھا۔

مستقبل کے امکانات

مارکیٹ میں مندی رہنے کی توقع ہے جس سے طلب اور رسد متاثر ہوگی۔ اس کے علاوہ زر مبادلہ پر دباؤ بھی جاری رہنے کا امکان ہے۔

گیس کی کمی بھی ایک بڑا مسئلہ رہا ہے جس سے پیداوار اور لاگت دونوں پر اثر پڑا ہے۔ ہم سپلائی کمپنی کے ساتھ مسلسل مصروف عمل ہیں تاکہ دوسرے قابو پانے والے اقدامات کے ساتھ ان اثرات کو کم سے کم کریں۔

ہم اپنے تمام اسٹیپ ہولڈرز کے مستقل تعاون پر بے حد مشکور ہیں اور امید کرتے ہیں کہ اگلی سہ ماہی میں بھی یہ تعاون جاری رہے گا۔



ناصر جمال
چیف ایگزیکٹو آفیسر








کراچی، 24 اپریل، 2018ء



**Be aware, Be alert,
Be safe**

**Learn about investing at
www.jamapunji.pk**

Key features:

-  Licensed Entities Verification
-  Scam meter*
-  Jamapunji games*
-  Tax credit calculator*
-  Company Verification
-  Insurance & Investment Checklist
-  FAQs Answered

-  Stock trading simulator
(based on live feed from KSE)
-  Knowledge center
-  Risk profiler*
-  Financial calculator
-  Subscription to Alerts (event
notifications, corporate and
regulatory actions)
-  Jamapunji application for
mobile device
-  Online Quizzes



Jama Punji is an Investor
Education Initiative of
Securities and Exchange
Commission of Pakistan

 jamapunji.pk

 @jamapunji_pk

*Mobile apps are also available for download for android and ios devices



Tri-Pack Films Limited

Registered Office:

4th Floor, The Forum, Suite No. 416-422
G-20, Block No. 9, Clifton,
Khayaban-e-Jami, Karachi-75600, Pakistan.
Tel: 92 21-3587 4047-49, 3583 1618
Fax: 92 21-3586 0251

www.tripack.com.pk