

contents

- 02 Company Information
- 03 Directors' Report to the Shareholders
- 04 Condensed Interim Balance Sheet (Un-audited)
- 05 Condensed Interim Profit and Loss Account (Un-audited)
- 06 Condensed Interim Statement of Changes in Equity (Un-audited)
- 07 Condensed Interim Cash Flow Statement (Un-audited)
- 08 Notes To and Forming Part of the Condensed Interim
Financial Information (Un-audited)
- 14 Directors' Report to the Shareholders (Urdu Version)

BOARD OF DIRECTORS

Syed Babar Ali (Chairman)
Syed Hyder Ali*
Kimihide Ando
Khurram Raza Bakhtayari
Syed Aslam Mehdi
Asif Qadir
Shinya Sugioka

CHIEF EXECUTIVE OFFICER

Nasir Jamal

AUDIT COMMITTEE

Asif Qadir (Chairman)
Kimihide Ando*
Khurram Raza Bakhtayari
Shinya Sugioka

EXECUTIVE COMMITTEE

Kimihide Ando (Chairman)
Syed Hyder Ali*
Khurram Raza Bakhtayari
Syed Aslam Mehdi

HUMAN RESOURCE AND REMUNERATION COMMITTEE

Asif Qadir (Chairman)
Kimihide Ando*
Khurram Raza Bakhtayari
Syed Aslam Mehdi

COMPANY SECRETARY

Adi J. Cawasji

AUDITORS AND TAX ADVISOR

A. F. Ferguson & Co.
Chartered Accountants

LEGAL ADVISORS

Sattar & Sattar
Khan & Piracha

SHARES REGISTRAR

FAMCO Associates (Pvt.) Ltd, 8-F,
Next to Hotel Faran, Nursery, Block 6,
P.E.C.H.S., Shahrah-e-Faisal,
Karachi - 75400
Tel : (021) 34380101-2
Fax : (021) 34380106

WEBSITE

www.tripack.com.pk

REGISTERED OFFICE

4th Floor, The Forum, Suite No. 416-422,
G-20, Block No. 9, Clifton, Khayaban-e-Jami,
Karachi - 75600, Pakistan.
Tel: (021) 35874047-49, 35831618
Fax: (021) 35860251

BANKERS

Al-Baraka Bank (Pakistan) Limited
Allied Bank Limited
Askari Bank Limited
Bank Alfalah Limited
Bank AL Habib Limited
BankIslami Pakistan Limited
Citibank NA
Deutsche Bank AG
Dubai Islamic Bank (Pakistan) Limited
Faysal Bank Limited
Habib Bank Limited
Habib Metropolitan Bank Limited
MCB Bank Limited
Meezan Bank Limited
NIB Bank Limited
Standard Chartered Bank (Pakistan) Limited
The Bank of Tokyo - Mitsubishi UFJ, Ltd
United Bank Limited

REGIONAL SALES & HEAD OFFICE

House No. 18, Sir Abdullah Haroon Road,
Near Marriott Hotel, Karachi.
Tel: (021) 35224336-37
Fax: (021) 35224338

WORKS

Plot No. G-1 to G-4,
North Western Industrial Zone,
Port Qasim Authority, Karachi.
Tel : (021) 34720247-48
Fax : (021) 34720245

WORKS & REGIONAL SALES OFFICE

Plot No. 78/1, Phase IV,
Hattar Industrial Estate, Hattar,
Khyber Pakhtunkhwa.
Tel: (0995) 617406-7
Fax: (0995) 617054

REGIONAL SALES OFFICE

Plot No. 5 FC. C, Maratib Ali Road,
Gulberg II, Lahore. Tel: (042) 35716068-70
Fax: (042) 35716071

* In alphabetical order by surname

directors' report to the shareholders

The Directors are pleased to present their review report together with the un-audited condensed interim financial information of the Company for the nine months period ended September 30, 2016.

The Company complied with the Safety, Health and Environmental (SHE) requirements. There was one Lost Time Injury road accident. The staff has resumed office after recovery.

	Nine months period ended September 30	
	2016	2015
Sales volume (M Tonnes)	36,830	35,457
Revenue (Rs M)	8,782	9,000
Operating profit (Rs M)	1,228	881
Profit before tax (Rs M)	845	252
Profit after tax (Rs M)	710	280
Earnings per share (Rs)	19.19	8.36

With high demand season coming to an end volumes normalized in current quarter as per usual seasonal trend. The supply shortage of OPP and CPP raw material that was witnessed in previous quarter smoothed out in current quarter. Domestic sales volumes, for the quarter and nine months period were higher by 21% and 10% compared to corresponding periods last year. Exports however remained significantly lower on account of low regional prices driven by depressed regional demand.

Net Sales Income for the quarter was higher by 9% compared to corresponding period last year on account of higher local volumes partly offset by lower prices and export volumes. For the nine months period it was lower by 2% mainly on account of lower prices (driven by lower raw material prices) and export volumes. With continued focus on margin management, per unit margins for the quarter and nine months period were higher by 27% and 19% compared to corresponding periods last year.

Administrative and selling expenses for the quarter were higher by 4% on account of higher professional and legal charges. For the nine months period it was 4% lower compared to corresponding period last year. Finance cost for the quarter and nine months period was lower by 52% and 43% compared to corresponding periods last year primarily due to reduction in short term borrowing requirements, lower interest rates and exchange loss.

Consequently, Profit before Tax for the quarter was Rs 221 million compared to a Loss before Tax of Rs 41 million in same period last year. For the nine months period it was Rs 845 million, higher by more than three times compared to corresponding period last year.

Future Outlook

We are confident about the Company's performance in the remainder of the year.

We are grateful to all our stakeholders for their continued support.



Nasir Jamal
Chief Executive Officer

Karachi, October 18, 2016

condensed Interim balance sheet

as at September 30, 2016

Note	(Un-audited)	(Audited)	
	September 30	December 31	
(Rupees in thousand)			
ASSETS			
NON CURRENT ASSETS			
Property, plant and equipment	4	6,372,503	6,731,234
Intangibles		3,269	6,979
Long term deposits		3,146	3,115
		<u>6,378,918</u>	<u>6,741,328</u>
CURRENT ASSETS			
Stores and spares		476,840	348,894
Stock in trade		1,570,074	1,293,873
Trade debts - net		1,608,256	1,227,890
Advances and prepayments		157,997	60,024
Other receivables		101,230	114,540
Income tax - net		1,082,347	1,150,343
Cash and bank balances		125,250	378,033
		<u>5,121,994</u>	<u>4,573,597</u>
TOTAL ASSETS		<u>11,500,912</u>	<u>11,314,925</u>
EQUITY AND LIABILITIES			
SHARE CAPITAL AND RESERVES			
Share capital	5	388,000	300,000
Share premium	5	999,107	-
Reserves		2,373,722	1,813,802
		<u>3,760,829</u>	<u>2,113,802</u>
LIABILITIES			
NON CURRENT LIABILITIES			
Long term finances		2,911,278	3,664,793
Deferred tax liabilities		162,372	58,725
Accumulated compensated absences		32,041	30,433
		<u>3,105,691</u>	<u>3,753,951</u>
CURRENT LIABILITIES			
Trade and other payables	6	2,315,556	2,234,051
Accrued mark-up		54,949	79,840
Short term borrowings	7	1,143,503	2,182,897
Current maturity of long term finances		1,120,384	950,384
		<u>4,634,392</u>	<u>5,447,172</u>
TOTAL LIABILITIES		<u>7,740,083</u>	<u>9,201,123</u>
CONTINGENCIES AND COMMITMENTS			
TOTAL EQUITY AND LIABILITIES	8	<u>11,500,912</u>	<u>11,314,925</u>

The annexed notes 1 to 16 form an integral part of these condensed interim financial information.



Nasir Jamal
Chief Executive Officer



Asif Qadir
Director

condensed interim profit and loss account

for the quarter and nine months period ended September 30, 2016 - (unaudited)

	Note	Quarter ended September 30		Nine months period ended September 30	
		2016	2015	2016	2015
(Rupees in thousand)					
Revenue	9	2,999,933	2,742,803	8,782,408	8,999,767
Cost of sales		(2,516,774)	(2,414,060)	(7,100,127)	(7,644,236)
Gross profit		483,159	328,743	1,682,281	1,355,531
Distribution costs		(69,889)	(72,367)	(200,417)	(231,119)
Administrative expenses		(87,038)	(78,988)	(254,124)	(243,850)
		(156,927)	(151,355)	(454,541)	(474,969)
Operating profit		326,232	177,388	1,227,740	880,562
Other income		23,726	12,931	50,293	41,286
		349,958	190,319	1,278,033	921,848
Other expenses		(16,401)	1,540	(62,728)	(21,217)
Finance costs		(112,763)	(233,265)	(369,952)	(648,443)
		(129,164)	(231,725)	(432,680)	(669,660)
Profit /(loss) before taxation		220,794	(41,406)	845,353	252,188
Taxation	10	(39,527)	10,000	(135,433)	28,173
Profit /(loss) after taxation		181,267	(31,406)	709,920	280,361
			(Re-stated)		(Re-stated)
Earnings/(loss) per share - basic and diluted (Rupees)	11	4.67	(0.94)	19.19	8.36

There are no comprehensive income items during this period.

The annexed notes 1 to 16 form an integral part of these condensed interim financial information.



Nasir Jamal
Chief Executive Officer



Asif Qadir
Director

condensed interim statement of changes in equity

for the nine months period ended September 30, 2016 - (unaudited)

	Reserves					Total
	Capital	Revenue			Total reserves	
	Share premium	General reserve	Unappropriated profit / (Accumulated loss)			
Issued, subscribed and paid up share capital						
(Rupees in thousand)						
Balance as at January 1, 2015	300,000	-	1,605,000	(270,547)	1,334,453	1,634,453
Total comprehensive income for the nine months period ended September 30, 2015						
- Profit after taxation for the nine months period ended September 30, 2015	-	-	-	280,361	280,361	280,361
- Other comprehensive income for the nine months period ended September 30, 2015	-	-	-	-	-	-
	-	-	-	280,361	280,361	280,361
Balance as at September 30, 2015	<u>300,000</u>	<u>-</u>	<u>1,605,000</u>	<u>9,814</u>	<u>1,614,814</u>	<u>1,914,814</u>
Balance as at January 1, 2016	300,000	-	1,605,000	208,802	1,813,802	2,113,802
Issue of rights shares at premium	88,000	1,012,000	-	-	1,012,000	1,100,000
Issuance cost of rights issue	-	(12,893)	-	-	(12,893)	(12,893)
Final cash dividend for the year ended December 31, 2015 @ Rs 5.00 per share	-	-	-	(150,000)	(150,000)	(150,000)
Total comprehensive income for the nine months period ended September 30, 2016						
- Profit after taxation for the nine months period ended September 30, 2016	-	-	-	709,920	709,920	709,920
- Other comprehensive income for the nine months period ended September 30, 2016	-	-	-	-	-	-
	-	-	-	709,920	709,920	709,920
Balance as at September 30, 2016	<u>388,000</u>	<u>999,107</u>	<u>1,605,000</u>	<u>768,722</u>	<u>3,372,829</u>	<u>3,760,829</u>

The annexed notes 1 to 16 form an integral part of these condensed interim financial information.



Nasir Jamal
Chief Executive Officer



Asif Qadir
Director

condensed interim cash flow statement

for the nine months period ended September 30, 2016 - (unaudited)

Note	Nine months period ended		
	September 30 2016	September 30 2015	
	(Rupees in thousand)		
Cash flows from operating activities			
Cash generated from operations	13	899,177	2,001,174
Payment on account of accumulated compensated absences		(4,392)	(2,309)
Increase in long term deposits		(31)	(137)
Staff retirement benefits paid		(42,778)	(44,161)
Income taxes		36,210	101,075
Net cash inflow from operating activities		888,186	2,055,642
Cash flows from investing activities			
Purchase of property, plant and equipment		(82,485)	(99,077)
Purchase of intangible assets		(2,593)	(134)
Profit received on bank balances		237	974
Sale proceeds on disposal of operating fixed assets		8,868	6,667
Net cash outflow from investing activities		(75,973)	(91,570)
Cash flows from financing activities			
Rights issue subscription money received - net of issuance cost		1,087,107	-
Long term finances paid		(583,515)	(544,877)
Short term financing - net		(800,000)	(737,263)
Finance cost paid		(381,070)	(588,508)
Dividend paid		(148,124)	-
Net cash outflow from financing activities		(825,602)	(1,870,648)
Net (decrease) / increase in cash and cash equivalents		(13,389)	93,424
Cash and cash equivalents at the beginning of the period		(104,864)	(126,842)
Cash and cash equivalents at the end of the period	14	(118,253)	(33,418)


The annexed notes 1 to 16 form an integral part of these condensed interim financial information.



Nasir Jamal
Chief Executive Officer



Asif Qadir
Director



notes to and forming part of the condensed interim financial information

for the nine months period ended September 30, 2016 - (unaudited)

1. THE COMPANY AND ITS OPERATIONS

Tri-Pack Films Limited (the Company) was incorporated in Pakistan as a public company on April 29, 1993 under the Companies Ordinance, 1984 (the Ordinance) and is listed on the Pakistan Stock Exchange. It is principally engaged in the manufacturing and sale of Biaxially Oriented Polypropylene (BOPP) film and Cast Polypropylene (CPP) film. The registered office of the Company is situated at 4th floor, the Forum, Suite No. 416 to 422, G-20, Block-9, Khayaban-e-Jami, Clifton, Karachi.

2. BASIS OF PREPARATION

This condensed interim financial information of the Company for the nine months period ended September 30, 2016 has been prepared in accordance with the requirements of the International Accounting Standard 34 - "Interim Financial Reporting" and provisions of and directives issued under the Ordinance. In case where requirements differ, the provisions of or directives issued under the Ordinance have been followed.

This condensed interim financial information does not include all the information required for full financial statements and should be read in conjunction with the annual financial statements as at and for the year ended December 31, 2015.

The accounting policies and methods of computation adopted for the preparation of this condensed interim financial information are the same as those applied in the preparation of the annual financial statements of the Company for the year ended December 31, 2015.

Further, contractual borrowings are not part of cash and cash equivalents and are part of financing activities.

2.1 Changes in accounting standards, interpretations and pronouncements

Standards, interpretations and amendments to published approved accounting standards that are effective and relevant

IAS 1, 'Presentation of financial statements' aims to improve presentation and disclosure in financial reports by emphasising the importance of understandability, comparability and clarity in presentation.

The amendments provides clarification on number of issues, including:

- Materiality - an entity should not aggregate or disaggregate information in a manner that obscures useful information. Where items are material, sufficient information must be provided to explain the impact on the financial position or performance.
- Disaggregation and subtotals – line items specified in IAS 1 may need to be disaggregated where this is relevant to an understanding of the entity's financial position or performance. There is also new guidance on the use of subtotals.

- Notes – confirmation that the notes do not need to be presented in a particular order.
- Other Comprehensive Income (OCI) - arising from investments accounted for under the equity method - the share of the OCI arising from equity - accounted investments is grouped based on whether the items will or will not subsequently be reclassified to profit or loss. Each group should then be presented as a single line item in the statement of comprehensive income.

3. ACCOUNTING ESTIMATES, JUDGEMENTS AND FINANCIAL RISK MANAGEMENT

The preparation of these condensed interim financial information requires management to make estimates, assumptions and use judgements that affect the application of policies and reported amounts of assets and liabilities and income and expenses. Estimates, assumptions and judgements are continually evaluated and are based on historical experience and other factors, including reasonable expectations of future events. Revisions to accounting estimates are recognised prospectively commencing from the period of revision.

Judgements and estimates made by the management in the preparation of this condensed interim financial information are the same as those that were applied to financial statements as at and for the year ended December 31, 2015.

The Company's financial risk management objectives and policies are consistent with those disclosed in the financial statements as at and for the year ended December 31, 2015.

4. PROPERTY, PLANT AND EQUIPMENT	Note	(Un-audited)	(Audited)
		September 30	December 31
		2016	2015
		(Rupees in thousand)	
Operating assets	4.1	6,341,906	6,690,826
Capital work in progress		2,679	-
Major spare parts and stand-by equipment		27,918	40,408
		<u>6,372,503</u>	<u>6,731,234</u>

4.1 Additions and disposals to operating assets and major spare parts during the period are as follows:

	Additions (at cost)		Disposals / Transfers (at net book value)	
	September 30 2016	September 30 2015	September 30 2016	September 30 2015
	(Rupees in thousand)			
Land	-	6,561	-	-
Building and other civil work on leasehold land	-	1,800	-	-
Plant and machinery	87,942	92,823	-	-
Tube well and pumps	-	692	-	220
Furniture and fixtures	3,281	4,994	1,096	39
Office equipment	2,461	2,033	155	67
Motor vehicles	-	1,384	6,203	4,413
Major spare parts	1,450	5,134	13,940	-
	<u>95,134</u>	<u>115,421</u>	<u>21,394</u>	<u>4,739</u>

5. SHARE CAPITAL - ISSUE OF RIGHTS SHARES

5.1 During the period, the Company issued shares against subscription money received amounting to Rs 1.1 billion. The subscription money was received against rights issue of Rs 1.1 billion, approved by the Board of Directors on December 4, 2015 at premium to the existing shareholders at a proportion of 29.33 ordinary shares for every 100 shares held. Total amount of premium on the rights issue amounts to Rs 1.01 billion at the rate of Rs 115 per share. Issuance costs incurred were Rs. 12.89 million which has been accounted for as a deduction from equity.

5.2 IGI Insurance Limited and Syed Hyder Ali (Director) under an agreement with Mitsubishi Corporation of Japan (Mitsubishi), subscribed to the Mitsubishi's proportion of rights issue after obtaining approval from Competition Commission of Pakistan.

6. TRADE AND OTHER PAYABLES

6.1 This includes Rs Nil (December 31, 2015: Rs 418.96 million) in relation to letters of credit under supplier financing arrangement.

6.2 This includes provision in respect of Gas Infrastructure Development Cess (GIDC) amounting to Rs 411.25 million (December 31, 2015: Rs 290.08 million) which has not been paid due to stay order obtained by the Company in the Honourable High Courts of Sindh and Peshawar against demand and collection under GIDC Act 2015.

7. SHORT TERM BORROWINGS

Secured

Short term money market loans

Short term running finance

Note	(Un-audited) September 30	(Audited) December 31
	2016	2015
	(Rupees in thousand)	
	900,000	1,700,000
	243,503	482,897
	1,143,503	2,182,897

7.1 Short term money market loans have been arranged from commercial banks as a sub-limit of the running finance facility. These facilities are secured by joint hypothecation by way of first floating charge over current assets including but not limited to stores and spares, stock in trade and trade debts. Rate of mark-up applicable to these facilities ranges between 6.06% to 6.69% (December 31, 2015: 6.58% to 10.16%) per annum. The facilities are available for the maximum period of one year from the date of agreement with the latest facility expiring on 31 May 2017.

7.2 Total facilities available under mark-up arrangements aggregated Rs 8.65 billion (December 31, 2015: Rs 8.75 billion) out of which the amount unavailed at the period end was Rs 7.51 billion (December 31, 2015: Rs 6.57 billion).

8. CONTINGENCIES AND COMMITMENTS

Contingencies

Guarantees issued by banks on behalf of the Company

Commitments

Letter of credit for purchase of raw materials and spares

	(Un-audited) September 30	(Audited) December 31
	2016	2015
	(Rupees in thousand)	
	329,605	277,436
	573,891	299,507

- 8.1 The facilities for opening of letters of credit and for guarantees as at September 30, 2016 amount to Rs 11.50 billion (December 31, 2015: Rs 12.15 billion) and Rs 395 million (December 31, 2015: Rs 395 million), of which the amount remaining unutilised was of Rs 9.79 billion (December 31, 2015: Rs 10.39 billion) and Rs 65.40 million (December 31, 2015: Rs 117.56 million) respectively.
- 8.2 There has been no change in the status of contingencies reported in the financial statements for the year ended December 31, 2015.

	Quarter ended		Nine months period ended	
	September 30 2016	September 30 2015	September 30 2016	September 30 2015
	(Rupees in thousand)			
9. REVENUE				
- Local	3,528,502	3,092,395	10,318,009	9,837,335
Less: Sales tax	(515,964)	(453,121)	(1,515,122)	(1,432,304)
Discounts	(76,815)	-	(206,493)	-
	<u>2,935,723</u>	<u>2,639,274</u>	<u>8,596,394</u>	<u>8,405,031</u>
- Export	64,210	103,529	186,014	594,736
	<u>2,999,933</u>	<u>2,742,803</u>	<u>8,782,408</u>	<u>8,999,767</u>

10. TAXATION

Income tax expense is recognised based on management's estimate of the weighted average effective annual income tax rate expected for the full financial year.

	Quarter ended		Nine months period ended	
	September 30 2016	September 30 2015	September 30 2016	September 30 2015
	(Rupees in thousand)			
11. EARNINGS / (LOSS) PER SHARE- BASIC AND DILUTED				
Profit/(loss) after taxation attributable to ordinary shareholders	<u>181,267</u>	<u>(31,406)</u>	<u>709,920</u>	<u>280,361</u>
Weighted average number of ordinary shares outstanding at the end of the period	<u>38,800</u>	<u>33,528</u>	<u>36,991</u>	<u>33,528</u>
		(Re-stated) note 11.1		(Re-stated) note 11.1
Earnings/(loss) per share - basic and diluted (Rupees)	<u>4.67</u>	<u>(0.94)</u>	<u>19.19</u>	<u>8.36</u>

- 11.1 The weighted average number of outstanding shares as at September 30, 2015 have been increased due to the bonus element in the rights issue.
- 11.2 There were no convertible dilutive potential ordinary shares outstanding on September 30, 2016 and 2015.

12. TRANSACTIONS WITH RELATED PARTIES

The related parties comprise related group companies, companies in which directors are interested, staff retirement benefit funds, directors, key management personnel and close members of the family of all the aforementioned related parties. The Company in the normal course of business carries out transactions with various related parties.

Transactions with related parties are as follows:

Nature of transaction	Nature of relationship	Nine months period ended	
		September 30 2016	September 30 2015
(Rupees in thousand)			
Purchase of goods and services	Associated undertaking	258,501	356,087
Sale of goods and services	Associated undertaking	785,326	741,231
Commission earned	Associated undertaking	3,610	6,475
Dividend paid	Associated undertaking and Directorship	97,800	-
Right shares subscription money received	Associated undertaking and Directorship	717,237	-
Issue of right shares	Associated undertaking and Directorship	57,379	-
Contributions to staff retirement benefit funds	Retirement benefit funds	48,097	44,025
Salaries and other short term employees' benefits	Key management personnel	88,760	66,703

13. CASH GENERATED FROM OPERATIONS

Profit before taxation	845,353	252,188
Adjustment for non-cash charges and other items:		
Depreciation	433,762	450,314
Amortisation	6,303	3,322
Provision for staff retirement benefits	65,596	44,161
Profit on bank balances	(237)	(974)
Gain on disposal of operating fixed assets	(1,414)	(1,928)
Provision for accumulated compensated absences - net	6,000	6,999
Exchange (gain) / loss - unrealised	(1,551)	52,878
Finance cost	356,179	555,090
Working capital changes – note 13.1	(810,814)	639,124
	899,177	2,001,174

Nine months period ended

	September 30 2016	September 30 2015
(Rupees in thousand)		
13.1 Working capital changes		
(Increase) / decrease in current assets:		
Stores and spares	(127,946)	36,977
Stock in trade	(276,201)	(13,626)
Trade debts	(380,366)	130,766
Advances and prepayments	(97,973)	(39,872)
Other receivables	13,310	92,473
	(869,176)	206,718
Increase in trade and other payables	58,362	432,406
	(810,814)	639,124

14. CASH AND CASH EQUIVALENTS

Cash and bank balances	125,250	371,711
Short term running finances	(243,503)	(405,129)
	(118,253)	(33,418)

15. PLANT CAPACITY AND ACTUAL PRODUCTION

Operational capacity available during the period	62,850	62,850
Production	37,349	36,065

16. DATE OF AUTHORISATION FOR ISSUE

These condensed interim financial information were authorised for issue on October 18, 2016 by the Board of Directors of the Company.



Nasir Jamal
Chief Executive Officer



Asif Qadir
Director

ڈائریکٹرز بہ مسرت اپنی جائزہ رپورٹ مع کمپنی کے غیر آڈٹ شدہ عبوری مالیاتی معلومات برائے نو ماہ مدت تختہ 30 ستمبر 2016 پیش کرتے ہیں۔

کمپنی حفاظت، صحت اور ماحولیات (SHE) کی شرائط پر مکمل عملدرآمد کرتی ہے۔ تاہم ایک ٹریفک حادثے میں ایک ملازم زخمی ہوا اور مکمل صحت یابی کے بعد آفس میں حاضر ہو چکا ہے۔

نو ماہ کی مدت تختہ 30 ستمبر 2016

2015	2016
35,457	36,830
9,000	8,782
881	1,228
252	845
280	710
8.36	19.19

فروخت کا حجم (میٹرک ٹن)

فروخت سے حاصل ہونے والی خالص آمدنی (ملین روپے)

کاروباری منافع جات (ملین روپے)

منافع قبل از ٹیکس (ملین روپے)

منافع بعد از ٹیکس (ملین روپے)

منافع فی حصہ (روپے)

رواں سہ ماہی میں عمومی رجحان کے مطابق طلب کا حجم معمول پر آ گیا۔ خام مال کی سپلائی میں جو کمی گزشتہ سہ ماہی میں دیکھنے میں آئی تھی رواں سہ ماہی میں دور ہو گئی۔ مقامی فروخت کے حجم برائے سہ ماہی اور نو ماہ گزشتہ سال کی انہی مدتوں کے مقابلے میں 21 فیصد اور 10 فیصد زائد رہے۔ تاہم برآمدات میں کمی کا رجحان برقرار رہا جس کی وجہ علاقائی طلب میں کمی کے باعث نچلے علاقائی نرخ ہیں۔

اس سہ ماہی کے لئے فروخت سے حاصل ہونے والی خالص آمدنی قیمتوں اور برآمدی حجم میں کمی کے باوجود گزشتہ سال کی اسی مدت کے مقابلے میں 9 فیصد زائد رہی جس کی بنیادی وجہ مقامی حجم میں اضافہ ہے جبکہ نو ماہ کی مدت کے دوران قیمتوں کی چٹائی سطح (خام مال کے نرخوں میں کمی کے باعث) اور برآمدی حجم میں کمی کے سبب 2 فیصد کم رہی۔ کاروباری منافع جات پر مستقل توجہ کے سبب اس سہ ماہی اور نو ماہ کی مدت کے لئے فی پونٹ منافع گزشتہ سال کی انہی مدتوں کے مقابلے میں 27 فیصد اور 19 فیصد زائد رہا۔

سہ ماہی کے لئے قانوخی اخراجات میں اضافہ کے سبب انتظامی و فروخت کے اخراجات 4 فیصد زائد رہے۔ نو ماہ کی مدت کے لئے یہ اخراجات گزشتہ سال کی اس مدت کے مقابلے میں 4 فیصد کم رہے۔ سہ ماہی اور نو ماہ کی مدت کے لئے مالیاتی لاگت مجموعی قرضہ جات میں کمی اور کمترین شرح سود کے سبب گزشتہ سال کی اسی مدت کے مقابلے میں 52 فیصد اور 43 فیصد کم رہا۔

اس کے نتیجے میں سہ ماہی کے لئے منافع قبل از ٹیکس 221 ملین روپے رہا جبکہ گزشتہ سال اسی مدت میں 41 ملین روپے کا خسارہ تھا۔ نو ماہ کی مدت کے لئے یہ منافع 845 ملین روپے تھا جو گزشتہ سال کی اسی مدت کے مقابلے میں تین گنا زائد رہا۔

مستقبل کا جائزہ

ہم سال کی باقی ماندہ مدت میں کمپنی کی کارکردگی کے بارے میں پراعتماد ہیں۔

ہم اپنے تمام اسٹیک ہولڈرز کا ان کے مستقل تعاون پر شکر یہ ادا کرتے ہیں۔



ناصر جمال
چیف ایگزیکٹو آفیسر








کراچی 18 اکتوبر 2016ء










**Be aware, Be alert,
Be safe**

**Learn about investing at
www.jamapunji.pk**

Key features:

-  Licensed Entities Verification
-  Scam meter*
-  Jamapunji games*
-  Tax credit calculator*
-  Company Verification
-  Insurance & Investment Checklist
-  FAQs Answered

-  Stock trading simulator
(based on live feed from KSE)
-  Knowledge center
-  Risk profiler*
-  Financial calculator
-  Subscription to Alerts (event notifications, corporate and regulatory actions)
-  Jamapunji application for mobile device
-  Online Quizzes



Jama Punji is an Investor Education Initiative of Securities and Exchange Commission of Pakistan

 jamapunji.pk

 @jamapunji_pk

*Mobile apps are also available for download for android and ios devices

