





Tri-Pack Films Limited

Growth is in our
Nature



Half Year Ended
June 2011

Contents

- 02 Company Information
- 03 Directors' Report to the Shareholders
- 05 Auditors' Report
- 06 Balance Sheet
- 08 Profit and Loss Account
- 09 Statement of Changes in Equity
- 10 Cash Flow Statement
- 11 Notes to and Forming Part of the Financial Statements

Company Information

Board of Directors

Syed Babar Ali (Chairman)
Shahid Hussain (Chief Executive)
Khalid Yacob
Kimihide Ando
Faisal Farid
Syed Hyder Ali
Tetsuo Obana

Audit Committee

Khalid Yacob (Chairman)
Kimihide Ando
Faisal Farid
Tetsuo Obana

Company Secretary

Adi J. Cawasji

Chief Financial Officer

Amjad Ali

Auditors and Tax Advisor

A. F. Ferguson & Co.
Chartered Accountants

Legal Advisor

Sattar & Sattar
Khan & Paracha

Website

www.tripack.com.pk

Registered Office

4th Floor, The Forum,
Suite No. 416-422,
G-20, Block No. 9, Clifton,
Khayaban-e-Jami,
Karachi - 75600, Pakistan.
Tel: (021) 35874047-49
(021) 35831618
Fax: (021) 35860251

Bankers

Askari Bank Limited

Bank Alfalah Limited
Bank Al-Habib Limited
Bank Islami Pakistan Limited
Barclays Bank PLC, Pakistan
Citibank N.A.
Deutsche Bank A.G.
Faysal Bank Limited
Habib Bank Limited
HSBC Bank Middle East Limited
MCB Bank Limited
Meezan Bank Limited
NIB Bank Limited
Standard Chartered Bank Limited
The Bank of Khyber
The Bank of Tokyo-Mitsubishi UFJ, Ltd.

Head Office & Works

Plot No. G-1 to G-4,
North Western Industrial Zone,
Port Qasim Authority, Karachi.
Tel : (021) 34720247-48
Fax : (021) 34720245

Works & Sales Office

Hattar
Plot No. 78/1, Phase IV,
Hattar Industrial Estate,
Hattar, Khyber Pakhtunkhwa,
(Formerly N.W.F.P.).
Tel: (0995) 617406-7
Fax: (0995) 617054

Regional Sales Offices

Karachi
101-106, Marine Pride, Block 7,
Clifton, Karachi - 75600.
Tel: (021) 35871801-2
Fax: (021) 35871803

Lahore

B-70/1, Gulberg III, Behind KFC,
MM Alam Road, Lahore.
Tel: (042) 35716068-70
Fax: (042) 35873659

Directors' Report to the Shareholders

The Directors are pleased to present their report together with the un-audited financial statements of the Company and auditors' review report for the six months ended June 30, 2011.

Financial Performance

By the grace of Almighty, your Company kept the momentum of improvement in the operating results over the corresponding period of last year.

Comparison of the financial results with the corresponding period of 2010 is as follows:

		Quarter ended		Six months period ended	
		June 30, 2011	June 30, 2010	June 30, 2011	June 30, 2010
Sales Volume	- (M. Tonnes)	9,237	8,360	18,782	16,933
Sales Value	- (Million Rs)	2,542	1,762	4,933	3,481
Gross Profit	- (Million Rs)	474	274	915	512
Net profit	- (Million Rs)	197	100	389	187
EPS	- (Rs per share)	6.56	3.33	12.97	6.23

During the period under review, sales value increased by 42% over last year as a result of higher throughput, price rationalization and favourable product-mix. The management remained focused on enhancing operational efficiencies, effective cost control, optimum capacity utilization, process waste reduction and utilizing cost effective means of financing which led to net profit after tax of Rs 389 million - higher by 108% compared to the same period last year.

Status of New BOPP Plant

In our report for the year ended December 31, 2010 we had informed you of the Company's decision to invest in a new BOPP Plant with a capacity of 40,000 metric tonnes. The order has now been placed and the manufacturing of the plant is according to schedule.




Future Outlook

Despite challenging business environment, Inshallah, we will keep the thrust of enhancing the stakeholder's value by optimizing the operational efficiencies and delivering best services to our customers.

Acknowledgement

The Directors wish to record the appreciation for the patronage of its stakeholders and their continued efforts to improve the Company's image.

On behalf of the board



Shahid Hussain
Chief Executive

Lahore - August 22, 2011

Auditors' Report

To the members on review of interim financial information

Introduction

We have reviewed the accompanying condensed interim balance sheet of Tri-Pack Films Limited as at June 30, 2011 and the related condensed interim profit and loss account, condensed interim statement of changes in equity, condensed interim cash flow statement together with the notes forming part thereof for the six months period then ended (here-in-after referred to as the 'condensed interim financial information'). Management is responsible for the preparation and presentation of this condensed interim financial information in accordance with approved accounting standards as applicable in Pakistan for interim financial reporting. Our responsibility is to express a conclusion on this condensed interim financial information based on our review. The figures included in the condensed interim profit and loss account for the quarters ended June 30, 2011 and 2010 and the note forming part thereof have not been reviewed as we are required to review only the cumulative figures for the half year ended June 30, 2011.

Scope of Review

We conducted our review in accordance with International Standard on Review Engagements 2410, 'Review of Interim Financial Information Performed by the Independent Auditor of the Entity'. A review of the condensed interim financial information consists of making inquiries, primarily of persons responsible for financial and accounting matters, and applying analytical and other review procedures. A review is substantially less in scope than an audit conducted in accordance with International Standards on Auditing and consequently does not enable us to obtain assurance that we would become aware of all significant matters that might be identified in an audit. Accordingly, we do not express an audit opinion.

Conclusion

Based on our review, nothing has come to our attention that causes us to believe that the accompanying condensed interim financial information as of and for the six months period ended June 30, 2011 is not prepared, in all material respects, in accordance with approved accounting standards as applicable in Pakistan for interim financial reporting.



A. F. Ferguson & Co.
Chartered Accountants

Karachi - August 25, 2011




Condensed Interim Balance Sheet

As at June 30, 2011 (Un-audited - note 2.1)

	Note	June 30, 2011 Rs ,000	December 31, 2010 Rs ,000
SHARE CAPITAL AND RESERVES			
Authorised capital		1,000,000	1,000,000
Issued, subscribed and paid-up capital		300,000	300,000
Reserves		1,580,237	1,491,125
		1,880,237	1,791,125
NON-CURRENT LIABILITIES			
Long-term finances	3	312,500	375,000
DEFERRED LIABILITIES			
Deferred taxation		199,257	219,508
Accumulated compensated absences		16,267	13,016
CURRENT LIABILITIES AND PROVISIONS			
Trade and other payables	4	1,584,530	1,443,822
Accrued mark-up		31,344	28,401
Short-term borrowings	5	1,527,542	295,873
Current portion of long-term finances	3	125,000	233,000
		3,268,416	2,001,096
CONTINGENCIES AND COMMITMENTS			
	6	5,676,677	4,399,745

	Note	June 30, 2011 Rs ,000	December 31, 2010 Rs ,000
PROPERTY, PLANT AND EQUIPMENT	7	2,108,407	1,853,983
INTANGIBLES		14,183	17,836
LONG-TERM DEPOSITS		1,974	1,763
CURRENT ASSETS			
Stores and spares		289,067	237,119
Stock-in-trade		1,775,381	1,052,338
Trade debts	8	977,175	767,252
Advances, prepayments and other receivables		89,168	39,313
Taxation		57,664	79,931
Cash and bank balances		363,658	350,210
		3,552,113	2,526,163
		5,676,677	4,399,745

The annexed notes 1 to 15 form an integral part of these condensed interim financial statements.


Shahid Hussain
Chief Executive


Kimihide Ando
Director

Condensed Interim Profit and Loss Account

For the quarter and six months period ended June 30, 2011 (Un-audited - note 2.1)

	Note	Quarter ended		Six months period ended	
		June 30, 2011 Rs ,000	June 30, 2010 Rs ,000	June 30, 2011 Rs ,000	June 30, 2010 Rs ,000
Sales		3,141,027	2,120,116	6,076,624	4,208,229
Less: Sales tax and special excise duty		598,734	358,271	1,143,976	727,545
Net sales		2,542,293	1,761,845	4,932,648	3,480,684
Cost of sales	9	2,068,565	1,488,345	4,017,149	2,968,382
Gross profit		473,728	273,500	915,499	512,302
Distribution cost		47,032	35,648	101,998	68,398
Administrative expenses		38,164	28,012	74,682	52,167
		85,196	63,660	176,680	120,565
Operating profit		388,532	209,840	738,819	391,737
Other income		10,144	5,974	16,705	15,684
		398,676	215,814	755,524	407,421
Finance cost		37,937	57,390	66,715	108,356
Other expenses		34,711	11,444	67,589	21,148
		72,648	68,834	134,304	129,504
Profit before taxation		326,028	146,980	621,220	277,917
Taxation					
-Current		136,060	53,270	252,359	110,499
-Deferred		(6,743)	(6,097)	(20,251)	(19,619)
		129,317	47,173	232,108	90,880
Profit after taxation		196,711	99,807	389,112	187,037
Earnings per share (Rupees)	10	6.56	3.33	12.97	6.23

The annexed notes 1 to 15 form an integral part of these condensed interim financial statements.


Shahid Hussain
Chief Executive


Kimihide Ando
Director

Condensed Interim Statement of Changes in Equity

For the six months period ended June 30, 2011 (Un-audited - note 2.1)

	Share Capital Rs ,000	General Reserve Rs ,000	Unappropriated Profit Rs ,000	Total Rs ,000
Balance at January 1, 2010	300,000	831,000	465,280	1,596,280
Transactions with owners				
Dividend relating to the year ended December 31, 2009 @ 100%	-	-	(300,000)	(300,000)
Transfer to general reserve	-	164,000	(164,000)	-
Total comprehensive income	-	164,000	(464,000)	(300,000)
Net profit for the six months period ended June 30, 2010	-	-	187,037	187,037
Balance at June 30, 2010	300,000	995,000	188,317	1,483,317
Balance at January 1, 2011	300,000	995,000	496,125	1,791,125
Transactions with owners				
Dividend relating to the year ended December 31, 2010 @ 100%	-	-	(300,000)	(300,000)
Transfer to general reserve	-	194,000	(194,000)	-
Total comprehensive income	-	194,000	(494,000)	(300,000)
Net profit for the six months period ended June 30, 2011	-	-	389,112	389,112
Balance at June 30, 2011	300,000	1,189,000	391,237	1,880,237

The annexed notes 1 to 15 form an integral part of these condensed interim financial statements.


Shahid Hussain
Chief Executive


Kimihide Ando
Director



Condensed Interim Cash Flow Statement

For the six months period ended June 30, 2011 (Un-audited - note 2.1)

	Note	Six months period ended June 30, 2011 Rs ,000	Six months period ended June 30, 2010 Rs ,000
CASH FLOWS FROM OPERATING ACTIVITIES			
Cash generated from operations	12	1,543	458,651
Payment on account of accumulated compensated absences		(3,549)	(2,106)
Long-term deposits		(211)	(660)
Retirement benefits paid		(17,008)	(10,966)
Income taxes paid		(230,092)	(173,345)
Net cash (outflow)/inflow from operating activities		(249,317)	271,574
CASH FLOWS FROM INVESTING ACTIVITIES			
Fixed capital expenditure		(438,001)	(66,466)
Profit on bank balances received		(253)	282
Sale proceeds on disposal of fixed assets		2,266	3,907
Net cash (outflow) from investing activities		(435,988)	(62,277)
CASH FLOWS FROM FINANCING ACTIVITIES			
Finance cost paid		(63,772)	(109,914)
Short-term loan acquired		1,015,325	-
Long-term finance paid		(170,500)	(108,000)
Dividend paid		(298,644)	(299,012)
Net cash inflow/(outflow) from financing activities		482,409	(516,926)
Net decrease in cash and cash equivalents		(202,896)	(307,629)
Cash and cash equivalents at the beginning of the period		54,337	(376,546)
Cash and cash equivalents at the end of the period	13	(148,559)	(684,175)

The annexed notes 1 to 15 form an integral part of these condensed interim financial statements.


Shahid Hussain
Chief Executive


Kimihide Ando
Director

Notes to and Forming Part of the Financial Statements

For the six months period ended June 30, 2011 (Un-audited - note 2.1)

1. INTRODUCTION

Tri-Pack Films Limited (the Company) was incorporated in Pakistan as a public company on April 29, 1993 under the Companies Ordinance, 1984 (the Ordinance) and is listed on all the stock exchanges in Pakistan. It is principally engaged in the manufacture and sale of Biaxially Oriented Polypropylene (BOPP) film and Cast Polypropylene (CPP) film. The registered office of the Company is situated at 4th floor, the Forum, Suite No. 416 to 422, G-20, Block-9, Khayaban-e-Jami, Clifton, Karachi.

2. BASIS OF PRESENTATION

- 2.1 These condensed interim financial statements of the Company for the six months period ended June 30, 2011 have been prepared in accordance with the requirements of the International Accounting Standard 34 - Interim Financial Reporting and provisions of and directives issued under the Companies Ordinance, 1984. In case where requirements differ, the provisions of or directives issued under the Companies Ordinance, 1984 have been followed.

These condensed interim financial statements comprise of the condensed interim balance sheet as at June 30, 2011 and the condensed interim profit and loss account, condensed interim statement of changes in equity and the condensed interim cash flow statement for the six months period ended June 30, 2011 which have been subjected to a review in accordance with the listing regulations but not audited. These condensed interim financial statements also include the condensed interim profit and loss account for the quarter ended June 30, 2011 which is not subjected to review.

The comparative balance sheet, presented in these condensed interim financial statements, as at December 31, 2010 has been extracted from the audited financial statements of the Company for the year ended December 31, 2010 whereas the comparative condensed interim profit and loss account, condensed interim statement of changes in equity and condensed interim cash flow statement are for the six months period ended June 30, 2010 have been extracted from the condensed interim financial statements of the Company for the six months period then ended, which were subjected to a review but not audited. The comparative profit and loss account for the quarter ended June 30, 2010 is also included in these condensed interim financial statements.



Notes to and Forming Part of the Financial Statements

For the six months period ended June 30, 2011 (Un-audited - note 2.1)

2.2 The accounting policies and the methods of computation adopted in the preparation of these condensed interim financial statements are the same as those applied in the preparation of the financial statements for the year ended December 31, 2010.

3. LONG-TERM FINANCES

	June 30, 2011 Rs ,000	December 31, 2010 Rs ,000
Secured		
Finance 1	-	100,000
Finance 2	-	8,000
Finance 3 - note 3.1	437,500	500,000
	437,500	608,000
Less: Amounts payable within twelve months shown under current liabilities	125,000	233,000
	312,500	375,000

3.1 The Company had obtained a long-term finance facility of Rs 500 million (December 31, 2010: Rs 500 million) from a commercial bank under mark-up arrangements. Mark-up is payable in arrears on semi-annual basis at the rate of six months KIBOR plus 0.50% per annum. The effective rate of mark-up during the six months was 14.68% (December 31, 2010: 13.11%) per annum. The principal amount will be repayable in 8 equal installments commencing after six months with a grace period of two years from the date of first draw down. The facility is secured by first pari passu hypothecation/mortgage charges on all the Company's present and future fixed assets including but not limited to land, building, plant and machinery, equipment, furniture and fixtures, etc.

3.2 The Company has signed an agreement for a long-term finance facility of Rs 2,000 million (December 31, 2010: Rs 2,000 million) from a commercial bank under mark-up arrangements. Mark-up is payable in arrears on a semi-annual basis at the rate of six months Karachi Inter Bank Offer Rate (KIBOR) plus 0.75 percent per annum. The Company had not drawn down any amount under this facility upto June 30, 2011. The principal amount will be repayable in 10 equal semi-annual installments commencing after six months with a grace period of two years from the date of first draw down. This facility is secured by first pari passu hypothecation / mortgage charge on all of the Company's present and future fixed assets including but not limited to land, buildings, plant and machinery, equipment, furniture and fixtures etc.

3.3 The Company has signed an agreement for a long-term finance facility of Rs 1,000 million (December 31, 2010: Nil) from a commercial bank under mark-up arrangements. Mark-up is payable in arrears on a semi-annual basis at the rate of six months Karachi Inter Bank Offer Rate (KIBOR) plus 0.75 percent per annum. The Company had not drawn down any amount under this facility upto June 30, 2011. The principal amount will be repayable in 10 equal semi-annual installments commencing after six months with a grace period of two years from the date of first draw down. This facility is secured by first pari passu hypothecation / mortgage charge on all of the Company's present and future fixed assets including but not limited to plant and machinery, equipment, furniture and fixtures etc.

3.4 The Company has signed an agreement for a long-term finance facility of Rs 1,000 million (December 31, 2010: Nil) from an islamic bank under musharika agreement. Profit is payable in arrears on a semi-annual basis at the rate of six months Karachi Inter Bank Offer Rate (KIBOR) plus 0.75 percent per annum. The Company had not drawn down any amount under this facility upto June 30, 2011. The facility redemption amount will be repayable in 10 equal semi-annual installments commencing after six months with a grace period of two years from the date of first draw down. This facility is secured by first pari passu hypothecation / mortgage charge on all of the Company's present and future fixed assets including but not limited to land, buildings, plant and machinery, equipment, furniture and fixtures etc.

4. TRADE AND OTHER PAYABLES

These include Rs 11.821 million (December 31, 2010: Rs 3.564 million) payable to related parties.

5. SHORT-TERM BORROWINGS

	June 30, 2011 Rs ,000	December 31, 2010 Rs ,000
Secured		
Short-term loan - note 5.1	1,015,325	-
Short-term running finance - note 5.2	512,217	295,873
	1,527,542	295,873



Notes to and Forming Part of the Financial Statements

For the six months period ended June 30, 2011 (Un-audited - note 2.1)

- 5.1 Short-term loan under FE-25 facility have been arranged from various commercial banks as a sub-limit of running finance facility available for a period maximum of 180 days. These loans are secured by joint hypothecation by way of first floating charge over current assets including but not limited to stores and spares, stock-in-trade and trade debts. Rate of mark-up applicable to the facility ranges between 3.45% to 4.95% (December 31, 2010: Nil) per annum. Total loan available under this arrangement aggregated USD 17.650 million (December 31, 2010: Nil) out of which the amount unavailed at the year end was USD 5.650 million (December 31, 2010: Nil).
- 5.2 Short-term running finances have been obtained under mark-up arrangements with banks payable on various maturity dates upto January 31, 2012. These facilities are secured by joint hypothecation by way of first floating charge over current assets including but not limited to stores and spares, stock-in-trade and trade debts. Rate of mark-up applicable to these facilities ranges between 14.07% to 15.37% (December 31, 2010: 12.80% to 14.14%) per annum.
- 5.3 Total facilities available under mark-up arrangements aggregated Rs. 3,278 million (December 31, 2010: Rs 3,000 million) out of which the amount unavailed at the year end was Rs 1,750 million (December 31, 2010: Rs 2,704 million).

6. CONTINGENCIES AND COMMITMENTS

	June 30, 2011 Rs ,000	December 31, 2010 Rs ,000
Contingencies		
Guarantees issued by banks on behalf of the Company	75,872	58,227
Commitments		
Letter of credit for purchase of raw material & spares	449,308	956,076
Letter of credit for purchase of items of plant and machinery	2,344,916	1,557,846

- 6.1 The facilities for opening of letter of credits and for guarantees as at June 30, 2011 amount to Rs 6,776 million (December 31, 2010: Rs 6,776 million) and Rs 210 million (December 31, 2010: Rs 210 million), of which the amount remaining unutilised was of Rs 2,825 million (December 31, 2010: Rs 3,198 million) and Rs 134.128 million (December 31, 2010: Rs 151.773 million) respectively.
- 6.2 In respect of matter disclosed in note 12.1 to the latest annual financial statements for the year ended December 31, 2010, Commissioner Inland Revenue (appeals) [CIR (appeals)] has deleted the disallowances made in the amended order in respect of the tax year 2005 issued by the Deputy Commissioner Inland Revenue (DCIR) as referred to in the aforementioned note. However, while framing the appeal affect order DCIR has given appeal affect to the deletions made by the CIR (appeals), however sales amounting to Rs 60.282 million during the trial production capitalised as the part of property, plant and equipment. The Company is in the process of filing an appeal against the order. The management of the Company, based on the advice of its tax consultant, is confident that the ultimate decision in respect of the aforementioned matter shall be made in its favour.
- 6.3 In respect of matter disclosed in note 12.2 to the latest annual financial statements for the year ended December 31, 2010, there has been no change in the status.

7. PROPERTY, PLANT AND EQUIPMENT

	June 30, 2011 Rs ,000	December 31, 2010 Rs ,000
Operating fixed assets - note 7.1	1,849,020	1,844,554
Capital work-in-progress	259,387	9,429
	<u>2,108,407</u>	<u>1,853,983</u>



Notes to and Forming Part of the Financial Statements

For the six months period ended June 30, 2011 (Un-audited - note 2.1)

	Six months period ended June 30, 2011 Rs ,000	Six months period ended June 30, 2010 Rs ,000
7.1 Operating fixed assets		
Additions	188,043	66,864
Disposals [having a net book value of Rs 1.777 million (2010: Rs 1.659 million)]	3,208	5,212

8. TRADE DEBTS

Considered good

These include Rs. 48.276 million (December 31, 2010: Rs 22.009 million) receivable from related parties.

9. COST OF SALES	Quarter ended		Six months period ended	
	June 30, 2011 Rs ,000	June 30, 2010 Rs ,000	June 30, 2011 Rs ,000	June 30, 2010 Rs ,000
Opening stock of finished goods	21,739	30,708	11,994	36,544
Cost of goods manufactured - note 9.1	2,122,807	1,493,145	4,081,136	2,967,346
Less: Closing stock of finished goods	(75,981)	(35,508)	(75,981)	(35,508)
	<u>2,068,565</u>	<u>1,488,345</u>	<u>4,017,149</u>	<u>2,968,382</u>
9.1 Cost of goods manufactured				
Opening stock of work-in-process	95,453	111,470	75,308	126,043
Raw materials consumed - note 9.2	1,744,958	1,154,267	3,302,345	2,307,485
Manufacturing expenses	61,154	-	113,200	-
Salaries, wages and other benefits	62,147	47,291	126,247	93,607
Fuel, power and water	127,735	102,498	244,593	199,781
Packing material consumed	47,123	40,184	92,789	77,669
Repairs and maintenance	37,028	25,216	65,445	46,148
Insurance	8,113	7,056	15,531	15,392
Vehicle running and maintenance	4,717	5,093	9,792	8,931
Travelling	1,195	839	2,806	2,234
Staff retirement benefits	7,254	4,891	13,634	9,158
Depreciation	85,983	88,911	179,142	175,143
Others	1,191	638	1,548	964
	<u>2,284,051</u>	<u>1,588,354</u>	<u>4,242,380</u>	<u>3,062,555</u>
Less: Closing stock of work-in-process	(161,244)	(95,209)	(161,244)	(95,209)
	<u>2,122,807</u>	<u>1,493,145</u>	<u>4,081,136</u>	<u>2,967,346</u>

9.2 Raw materials consumed	Quarter ended		Six months period ended	
	June 30, 2011 Rs ,000	June 30, 2010 Rs ,000	June 30, 2011 Rs ,000	June 30, 2010 Rs ,000
Opening stock of raw materials	1,326,843	646,450	954,619	640,419
Purchases	1,944,311	1,242,594	3,873,922	2,401,843
Less: Closing stock of raw materials	(1,526,196)	(734,777)	(1,526,196)	(734,777)
	1,744,958	1,154,267	3,302,345	2,307,485

10. EARNINGS PER SHARE

There were no convertible dilutive potential ordinary shares outstanding on June 30, 2011 and 2010.

11. TRANSACTIONS WITH RELATED PARTIES

The related parties comprise related group companies, companies in which directors are interested, staff retirement benefits, directors, key management personnel and close members of the family of all the aforementioned related parties. The Company in the normal course of business carries out transactions with various related parties.

Significant transactions with related parties are as follows:

Name and Particulars	Nature of relationship	Nature of transactions	Transactions during the six months period ended June 30, 2011 Rs ,000	Transactions during the six months period ended June 30, 2010 Rs ,000
Purchases of goods and services				
IGI Insurance Limited	Associated undertaking	Insurance services	71,934	59,041
Mitsubishi Corporation, Japan Packages Limited	Associated undertaking	Raw material	4,545	2,276
Siemens Pakistan Engineering Company Limited	Associated undertaking	Goods and services	15,515	14,269
			5,593	3,244
			97,587	78,830
Sales of goods and services				
Packages Lanka (Private) Limited	Associated undertaking	Supplies	7,042	16,062
Packages Limited	Associated undertaking	Supplies	370,451	244,536
Tetra Pak Pakistan Limited	Associated undertaking	Supplies	9,620	4,892
Nestle Pakistan Limited	Associated undertaking	Services	846	-
			387,959	265,490
Purchase of property, plant and equipment				
Mitsubishi Corporation, Japan	Associated undertaking	Plant and machinery	7,284	7,284
Tetra Pak Pakistan Limited	Associated undertaking	Porta Cabin Office	2,640	-
			9,924	7,284
Purchase of an intangible asset				
Siemens Pakistan Engineering Company Limited	Associated undertaking	Intangible asset	5,344	1,180
Dividend				
IGI Insurance Limited	Associated undertaking		10,898	9,475
Mitsubishi Corporation, Japan Packages Limited	Associated undertaking		74,990	74,990
			100,000	100,000
			185,888	184,465



Notes to and Forming Part of the Financial Statements

For the six months period ended June 30, 2011 (Un-audited - note 2.1)

Name and Particulars	Nature of relationship	Nature of transactions	Transactions during the six months period ended June 30, 2011 Rs ,000	Transactions during the six months period ended June 30, 2010 Rs ,000
Contribution to staff retirement benefit funds				
Gratuity fund		Contribution	4,984	4,217
Pension fund		Contribution	6,600	4,191
Provident fund		Contribution	3,900	2,558
			15,484	10,966
Commission				
IGI Insurance Limited	Associated undertaking	Commission earned on insurance premium	3,743	4,255
Other Income				
IGI Insurance Limited	Associated undertaking	Insurance claim received in respect of damaged inventory	668	861
Other expenses				
National Management Foundation	Associated undertaking	Donation	20,000	-
Remuneration of key management personnel				
		Salaries and other short-term employees' benefits	18,696	15,049
		Post retirement benefits	2,409	2,024
			21,105	17,073

12. CASH GENERATED FROM OPERATIONS

	Six months period ended June 30, 2011 Rs ,000	Six months period ended June 30, 2010 Rs ,000
Profit before taxation	621,220	277,917
Adjustment for non cash charges and other items:		
Depreciation	181,800	177,951
Amortisation	3,653	615
(Reversal)/provision for doubtful debts	(800)	1,439
Provision for retirement benefits	15,435	10,531
Profit on bank balances	253	(282)
Gain on disposal of fixed assets	(489)	(2,248)
Provision for accumulated compensated absences	6,800	4,800
Finance cost	66,715	108,356
Working capital changes - note 12.1	(893,044)	(120,428)
	1,543	458,651

	Six months period ended June 30, 2011 Rs ,000	Six months period ended June 30, 2010 Rs ,000
12.1 Working capital changes		
(Increase)/decrease in current assets:		
Stores and spares	(51,948)	(9,089)
Stock-in-trade	(723,043)	29,733
Trade debts	(209,123)	(1,432)
Advances, prepayments and other receivables	(49,855)	(40,204)
	(1,033,969)	(20,992)
(Decrease) in current liabilities:		
Trade and other payables	140,925	(99,436)
	(893,044)	(120,428)

13. CASH AND CASH EQUIVALENTS

	June 30, 2011 Rs ,000	June 30, 2010 Rs ,000
Cash and bank balances	363,658	316,144
Short-term finances - note 5	(512,217)	(1,000,319)
	(148,559)	(684,175)

14. PLANT CAPACITY AND ACTUAL PRODUCTION

	Six months period ended June 30, 2011	Six months period ended June 30, 2010
	(Metric tonnes)	
Operational capacity available during the period	17,900	17,600
Production	17,085	16,900

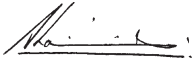


Notes to and Forming Part of the Financial Statements

For the six months period ended June 30, 2011 (Un-audited - note 2.1)

15. DATE OF AUTHORISATION FOR ISSUE

These condensed interim financial statements were authorised for issue on August 22, 2011 by the board of directors of the Company.



Shahid Hussain
Chief Executive



Kimihide Ando
Director

Registered Office

4th Floor, The Forum, Suite No. 416-422
G-20, Block No. 9, Clifton, Khayaban-e-Jami,
Karachi-75600, Pakistan
Tel: 92 21-3587 4047-49, 3583 1618
Fax: 92 21-3586 0251