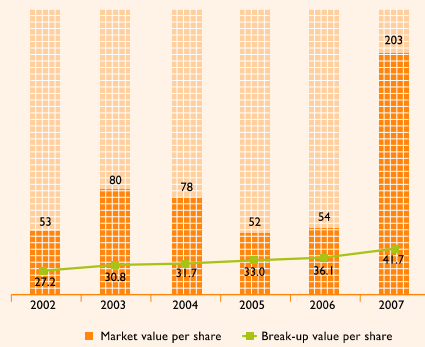
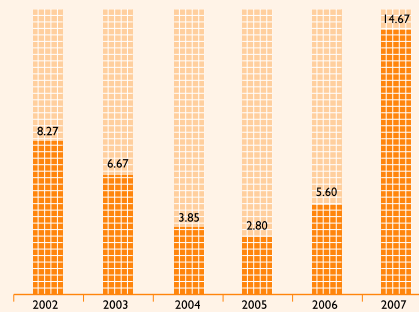


	2007	2006
Gross sales - Rupees in million	5,386.09	4,350.97
Net profit - Rupees in million	440.16	167.88
Cash dividend percentatge of paid-up capital	100.00	50.00
Earnings per share - Rupees	14.67	5.60
Total assets - Rupees in million	3,341.66	2,812.29
Finished BOPP film production - Tonnes	27,603	27,031
Number of employees	308	288

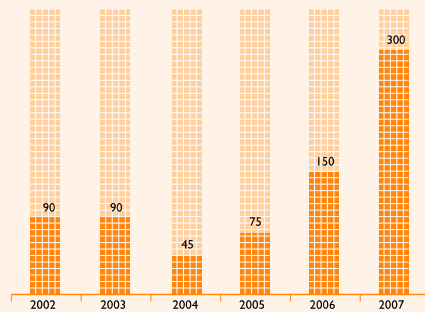
Market value per share vs Break-up value per share - Rupees



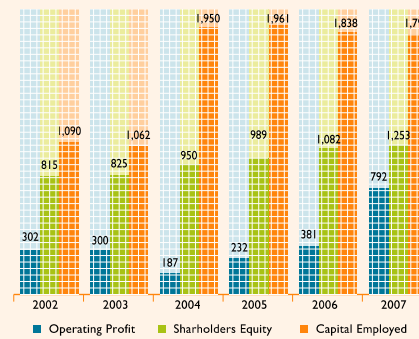
Earnings per share - Rupees



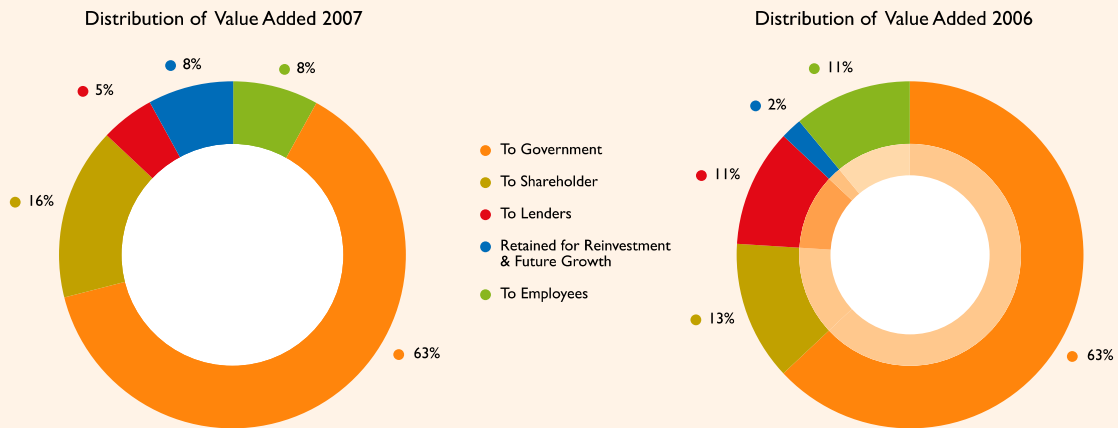
Dividends (Rs. in Million)



Financial Trends (Rs. in Million)



Highlights



Value Added and its Distribution

The statement below shows value added by the operations of the Company and its distribution to the stakeholders.

	2007		2006	
	(Rupees in thousand)			
Wealth Generated				
Sales	5,386,091		4,350,973	
Other Income	25,729		11,989	
Bought-in-material & services	(3,565,160)		(3,224,430)	
	1,846,660	100%	1,138,532	100%
Wealth Distributed				
To Employees				
Remuneration, benefits and facilities	152,001	8%	126,846	11%
To Government				
Income Tax, Sales Tax, Custom & Excise Duties, WPPF, WWF, EOBI, Social Security, Professional & Local Taxes	1,161,337	63%	713,209	63%
To Shareholder				
Cash dividend	300,000	16%	150,000	13%
To Lenders				
Mark-up & finance cost	93,167	5%	130,595	11%
Retained for Reinvestment & Future Growth				
For expansion program & operations,	140,155	8%	17,882	2%
	1,846,660	100%	1,138,532	100%

Highlights